



PROJECT: VOLKSBANK EG KOMPETENZCENTER




Project information

City: 38300 Wolfenbüttel / Germany

PROJECT DETAILS

Project images









Products used




8841 LED bollard

The 8841 LED product range scores with a characteristically high-profile appearance and a diversity of luminaire versions. Various wide light distributions and different luminous flux packages provide maximum visual comfort and guarantee perfect illumination, enabling large spacing between the bollards.




ConStela



Skeo Q

The Skeo Q LED family includes square wall and ceiling luminaires, spotlights and bollard luminaires. During daylight the purist, modern shape blends harmoniously into its surroundings and sets attractive accents. At night the flexible family of luminaires displays paths and facades using high quality, energy-efficient light adapted perfectly to the framework conditions.



Pareda Slim



Polaron IQ LED suspended luminaire



Bicult LED desktop luminaire

Bicult LED is the first desktop luminaire in the market to combine direct and indirect light output, thereby ensuring standard-compliant lighting. In addition to freedom of glare, flexibility and individual light settings are the main focus points.



Inperla Ligra Plus C05 LED downlight ceiling cutout Ø 140 mm

Refurbishing was never so simple as with the easy-mounting and flexible Ligra Plus LED. With the cladding covers, the luminaire fits into nearly all existing ceiling cutouts and if required can be connected via mains through-wiring from luminaire to luminaire to save time. The Ligra Plus LED is available with different luminous flux packages and beam characteristics for the optimal illumination of a wide variety of rooms. All versions fulfil maximum demands for visual comfort and energy efficiency. And thanks to the diverse design versions, the Ligra Plus LED always blends harmoniously into the interior design.



Inplana LED downlight ceiling cutout Ø 215/300/425 mm

Inplana and Onplana LED downlights are the optimum lighting solution for nearly all office applications. Thanks to their modern, minimalist design these flat downlights blend harmoniously into all styles of architecture and emit planar, glare-free light when mounted on walls and ceilings.



Lunexo H LED suspended luminaire

The Lunexo LED, together with the LiveLink light management system, offers extensive control options (e.g. daylight control and presence detection), achieving maximum lighting comfort and a reduction in operating costs.



Parelia LED suspended luminaire

The continuous line-capable Parelia LED is perfect for lighting concepts parallel to the building axis. The luminaire can be positioned centrally above the desk without the direct component causing reflected glare. The lateral light line creates an attractive room atmosphere.



Polaron IQ LED surface-mounted luminaire

The basis element of the Polaron IQ LED family is a filigree, round light profile supplying maximum planning flexibility: Its diversity enables countless combinations in the series – meaning that light and luminaire design can be perfectly modified to the application. The custom-designed luminaire is installed without any effort thanks to a clever fixing concept.
