



PROJECT: LESSING GRUNDSCHULE DORTMUND




Project information


City: 44147 Dortmund

PROJECT DETAILS

Project images










Products used



Oleveon Fit surface-mounted luminaire IP66

Oleveon Fit LED with its innovative 3-D prismatic technology creates outstanding, glare-free and energy-efficient light. The high product quality, diverse range of variants and the intelligent LiveLink light management system lifts the damp-proof lighting to a new level.



Arimo Fit LED recessed ceiling luminaire

Thanks to the wide range of optics, module sizes and mounting methods (lay-in, recessed and surface-mounted solution), all lighting tasks for planar lighting in offices can be solved with the Arimo Fit LED luminaire range.



Lumega IQ

Beautiful and smart cities have a clever ally: Lumega IQ LED. Be it main road, car park or residential area – the highly flexible luminaire range brings excellent light to any application area. Its consistently minimalist, modern design blends harmoniously into any environment while state-of-the-art technologies guarantee maximum efficiency and sustainability. Lumega IQ LED is also ideally equipped for the future thanks to IoT interface networking capability.



Solván Flow C LED recessed luminaire

Everything is possible, from single luminaires as recessed, surface-mounted and suspended versions to continuous lines with integrated emergency light function.
