



PROJECT: SCHUSTER HOTELEINRICHTUNGEN






Project information

City: 83233 Bernau am Chiemsee / Germany

PROJECT DETAILS

Project images









Products used



Jovie

Thanks to Multi-Lens Technology (MLT^{IQ}) and various switching variants, Jovie LED can be perfectly adapted to individual project-related requirements, e.g. as a Smart Lighting Ready variant with Zhaga interfaces for a light management system. Also ideal for later retrofitting.



8841 LED bollard

The 8841 LED product range scores with a characteristically high-profile appearance and a diversity of luminaire versions. Various wide light distributions and different luminous flux packages provide maximum visual comfort and guarantee perfect illumination, enabling large spacing between the bollards.



E-Line NEXT modular continuous line

Still in the portfolio for the refurbishment and expansion of existing systems: the E-Line Fix continuous line system with trunking that has been tried and tested for many years. This ensures continuity and investment security for our customers and E-Line users - and is what the TRILUX after-sales promise stands for.




Faciella

Highlighting objects, surfaces and buildings – with Faciella LED the path to perfect light was never as simple. Completely different lighting tasks can be solved with a uniform design. The high-performance and energy-efficient projector is available in several construction sizes and with various luminous flux packages and beam angles for flexible use. The manually adjustable inclination angle simplifies precise targeting of the projector.




Lunexo D LED ceiling surface-mounted luminaire

The Lunexo LED, together with the LiveLink light management system, offers extensive control options (e.g. daylight control and presence detection), achieving maximum lighting comfort and a reduction in operating costs.



Lutera ground recessed luminaires

The Lutera LED ground recessed luminaire from TRILUX is a multi-talent for outdoor use: it lends prestigious facades a modern appearance and at the same time provides safety for path zones around buildings. Thanks to high-quality components, the luminaire has a long service life and low maintenance requirements.



Sonnos

Many functions and one world of design: the modularly designed Sonnos LED range of downlights can implement all lighting tasks in a uniform design and quality of light thanks to the wide selection of lighting technologies, optics and surface-mounting options.