



PROJECT: KITA NORDERBÜLTE





Project information


City: 21423 Winsen a.d. Luhe / Germany

PROJECT DETAILS



Project images













Products used



Inplana LED downlight ceiling cutout Ø 215/300/425 mm

Inplana and Onplana LED downlights are the optimum lighting solution for nearly all office applications. Thanks to their modern, minimalist design these flat downlights blend harmoniously into all styles of architecture and emit planar, glare-free light when mounted on walls and ceilings.



Luceos D surface-mounted luminaire

Luceos ensures optimum visual conditions and an attractive atmosphere thanks to uniform, glare-free planar light. With its modular design and simply attachable function end caps, the continuous line-capable range of luminaires adapts optimally to the specific framework conditions.



Solegra LED surface-mounted luminaire

Solegra LED floats below the ceiling like a large sun. With its uniform, glare-free light and modern, purist design this series of round luminaires lends any room a special look, and is ideal for e.g. creative zones, VDU workstations and prestigious sales spaces.



Jovie

Thanks to Multi-Lens Technology (MLT^{IQ}) and various switching variants, Jovie LED can be perfectly adapted to individual project-related requirements, e.g. as a Smart Lighting Ready variant with Zhaga interfaces for a light management system. Also ideal for later retrofitting.



8841 LED bollard

The 8841 LED product range scores with a characteristically high-profile appearance and a diversity of luminaire versions. Various wide light distributions and different luminous flux packages provide maximum visual comfort and guarantee perfect illumination, enabling large spacing between the bollards.
