

PROJECT: COMFORT HOME VENTILATIE





Project information


Architect: GC Architecten

City: 8700 Tielt / Belgium

PROJECT DETAILS

Project images







Products used



Inplana LED downlight ceiling cutout Ø 215/300/425 mm

Inplana and Onplana LED downlights are the optimum lighting solution for nearly all office applications. Thanks to their modern, minimalist design these flat downlights blend harmoniously into all styles of architecture and emit planar, glare-free light when mounted on walls and ceilings.



Skeo Q

The Skeo Q LED family includes square wall and ceiling luminaires, spotlights and bollard luminaires. During daylight the purist, modern shape blends harmoniously into its surroundings and sets attractive accents. At night the flexible family of luminaires displays paths and facades using high quality, energy-efficient light adapted perfectly to the framework conditions.




Lunexo H LED suspended luminaire

The Lunexo LED, together with the LiveLink light management system, offers extensive control options (e.g. daylight control and presence detection), achieving maximum lighting comfort and a reduction in operating costs.



Nextrema LED surface-mounted luminaires IP66

Ice cold or boiling hot, damp or dusty – no problem for the Nextrema LED with its robust die-cast aluminium body in cold stores, food production facilities, distribution centres or car parks at temperatures of -30°C to +35°C. In addition to its robust exterior, the luminaire's quality of light is also impressive throughout: the light is pleasantly homogeneous, glare-free and especially energy-efficient. Installation is also particularly simple and time-saving thanks to a number of clever functions.



Quira ceiling cut-out Ø130, Ø155

Quira LED – the powerful recessed luminaire that scores with two recessing sizes. Quira LED can be swivelled in up to 15° while remaining flush with the ceiling. For vertical illumination, it can be swivelled out up to 70°. Available with standard white light colours and an Active LED module. This enables the precise adjustment of the light colour regarding intensity and colour temperature. There is a choice of three special light colours for the fresh goods area. Maximum power is selectable with lumen packages from 2,000 to 5,000 lm, while five different 3-D faceted reflectors provide pinpoint illumination. With Quira LED, smart light management can be implemented with a control line or wirelessly for low-installation modernisation. Quira LED is a product by our retail specialist Oktalite. With leading-technology products and a consistent focus on smart, networking-capable solutions, TRILUX is bringing the future of lighting to almost every area of application.

**Solvan Flow H LED suspended luminaire**

Everything is possible, from single luminaires as recessed, surface-mounted and suspended versions to continuous lines with integrated emergency light function.

**Solvan Flow C LED recessed luminaire**

Everything is possible, from single luminaires as recessed, surface-mounted and suspended versions to continuous lines with integrated emergency light function.