

# TASK & DOWN LIGHTS

ENTERIO IND



# Enterio IND M41

### Luminaire type

Recessed LED luminaire with translucent PMMA cover.

### Applications

Offices, Banks, Hospitality, Hospitals, Corridors, Foyers, Conference rooms, Retail areas, waiting zones.

### Mounting types

For system ceilings with exposed grids, False Ceilings.

Surface Mounted Option available on request.

Dimensions (L x W X H) 295 mm x 295 mm x 50 mm;  
Cut Out Dimensions (L x W) 270 mm x 270 mm

### Optical system

Harmonious light effect due to homogeneously illuminated light emission. Cover of translucent PMMA.

### LED system

Luminaire luminous flux 2000lm Connected load 22 Watt  
Luminous efficiency of luminaire 90 lm/W. Colour rendering index Ra > 80, Service life 50.000 operating hours.

### Luminaire body

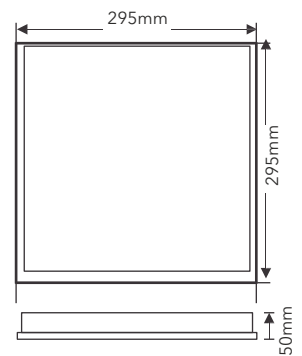
Powder Coated CRCA, white; options available

### Electrical connection

Mains connection is achieved via connection cable.

### Electrical version

Electronic Switchable/Analog/DALI.  
POE compatible version on request.




### VARIANTS

10161546	Enterio IND M41 OA LED 2000 830 ET	22 W, Electronic Switchable, 3000 K
10161549	Enterio IND M41 OA LED 2000 840 ET	22 W, Electronic Switchable, 4000 K
10161552	Enterio IND M41 OA LED 2000 857 ET	22 W, Electronic Switchable, 5700 K
10161547	Enterio IND M41 OA LED 2000 830 ETD	22 W, Analog Dimmable, 3000 K
10161550	Enterio IND M41 OA LED 2000 840 ETD	22 W, Analog Dimmable, 4000 K
10161553	Enterio IND M41 OA LED 2000 857 ETD	22 W, Analog Dimmable, 5700 K
10161548	Enterio IND M41 OA LED 2000 830 ETDD	22 W, DALI Dimmable, 3000 K
10161551	Enterio IND M41 OA LED 2000 840 ETDD	22 W, DALI Dimmable, 4000 K
10161554	Enterio IND M41 OA LED 2000 857 ETDD	22 W, DALI Dimmable, 5700 K

# TASK & DOWN LIGHTS

ENTERIO IND



# Enterio IND M73

### Luminaire type

Recessed LED luminaire with translucent PMMA cover.

### Applications

Offices, Banks, Hospitality, Hospitals, Corridors, Foyers, Conference rooms, Retail areas, waiting zones.

### Mounting types

For system ceilings with exposed grids, False Ceilings.

Dimensions (L x W X H) 595 mm x 595 mm x 90 mm;

Cut Out Dimensions (L x W) 570 mm x 570 mm

### Optical system

Harmonious light effect due to homogeneously illuminated light emission. Cover of translucent PMMA.

### LED system

Luminaire luminous flux 3600 lm, Connected load 36 Watt  
Luminous efficiency of luminaire 100 lm/W. Colour rendering index Ra > 80, Service life 50000 operating hours.

### Luminaire body

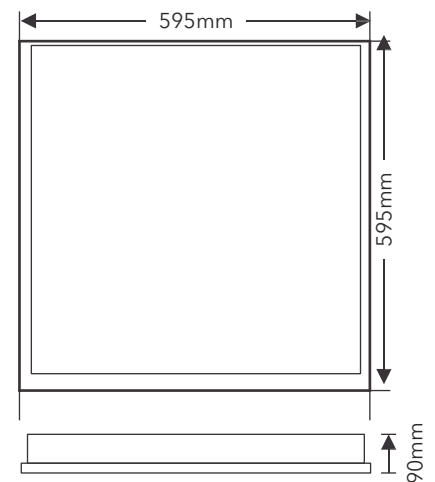
Powder Coated CRCA, white; options available

### Electrical connection

Mains connection is achieved via connection cable.

### Electrical version

Electronic Switchable/Analog/DALI.  
POE compatible version on request.



### VARIANTS

10161579	Enterio IND M73 OA LED 3600 830 ET	36 W, Electronic Switchable, 3000 K
10139666	Enterio IND M73 OA LED 3600 840 ET	36 W, Electronic Switchable, 4000 K
10139667	Enterio IND M73 OA LED 3600 860 ET	36 W, Electronic Switchable, 5700 K
10161580	Enterio IND M73 OA LED 3600 830 ETD	36 W, Analog Dimmable, 3000 K
10139664	Enterio IND M73 OA LED 3600 840 ETD	36 W, Analog Dimmable, 4000 K
10139665	Enterio IND M73 OA LED 3600 860 ETD	36 W, Analog Dimmable, 5700 K
10161569	Enterio IND M73 OA LED 3600 830 ETDD	36 W, DALI Dimmable, 3000 K
10139668	Enterio IND M73 OA LED 3600 840 ETDD	36 W, DALI Dimmable, 4000 K
10139669	Enterio IND M73 OA LED 3600 860 ETDD	36 W, DALI Dimmable, 5700 K