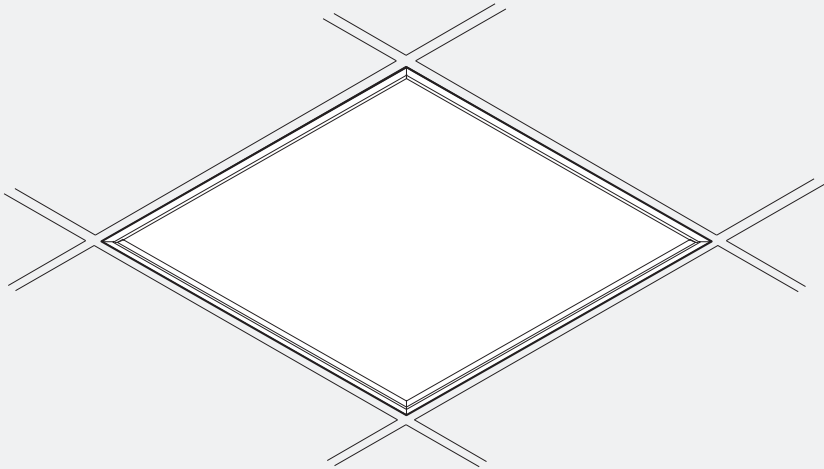




TRILUX
SIMPLIFY YOUR LIGHT

CIANA SPACE LED

MOUNTING INSTRUCTIONS



**For your safety**

Read all instructions and mounting steps carefully. Keep the instructions for maintenance or disassembly work.

Explanation of the warning levels

Observe and follow the warnings.

Non-observance of the warnings may lead to injuries or material damage!



WARNING! Indicates dangers which can result in serious and/or fatal injuries.



CAUTION! Indicates dangers which can result in injuries or health hazards.



NOTICE. Indicates dangers which can result in material damage or malfunctions.



TIP. Indicates information containing advice or a useful note.

Explanation of important symbols and pictograms

Indicates professional personnel who are trained and authorised to carry out the electrical connection.



Indicates professional personnel who are trained and authorised to carry out the mounting.

Safety notes

WARNING! Risk of electric shock! Never work with voltage applied.



NOTICE. The light source contained in this luminaire shall only be replaced by the manufacturer or his service agent or a similar qualified person.



NOTICE. Wear clean installation gloves to prevent soiling.

Important information on electronic control gear units (ECG)

A neutral conductor interruption in the three-phase circuit leads to overvoltage damage in the lighting system. Only open the neutral conductor isolating terminal in de-energised state, and close the neutral conductor isolating terminal before switching on again. Do not exceed the maximum permissible ambient temperature t_a of the luminaire.

Exceeding this limit reduces the service life and in extreme cases there is a risk of premature failure of the luminaire. Design connection cables for the control inputs of dimmable ECGs (1-10 V, DALI etc.) to be 230 V mains voltage-proof (basic insulation).

Intended use

Intended for indoor use with a maximum ambient temperature of: **ta 45 °C**

Safety class: **II**

Protection rating of connection compartment: **IP20**

Protection rating on room side: **IP40**

Protection rating of connection compartment: **IP20**


Protection rating on room side: **IP44**

ET drive input wire specifications: 0.75~2.5mm²;
ETDD drive input wire specifications: 0.75~2.5mm².

Disposal of waste electrical and electronic equipment

Always collect and dispose of old electrical and electronic equipment separately at the end of its service life. In case of doubt, seek information about environmentally-compliant waste disposal from your local district authority or special waste disposal companies. For important information on the energy efficiency of TRILUX luminaires and on maintaining and disposing of luminaires, see the Internet at:

www.trilux.com/eg245

**Luminaires not suitable for covering with thermally insulating material****TouchDim control *** ETDD**

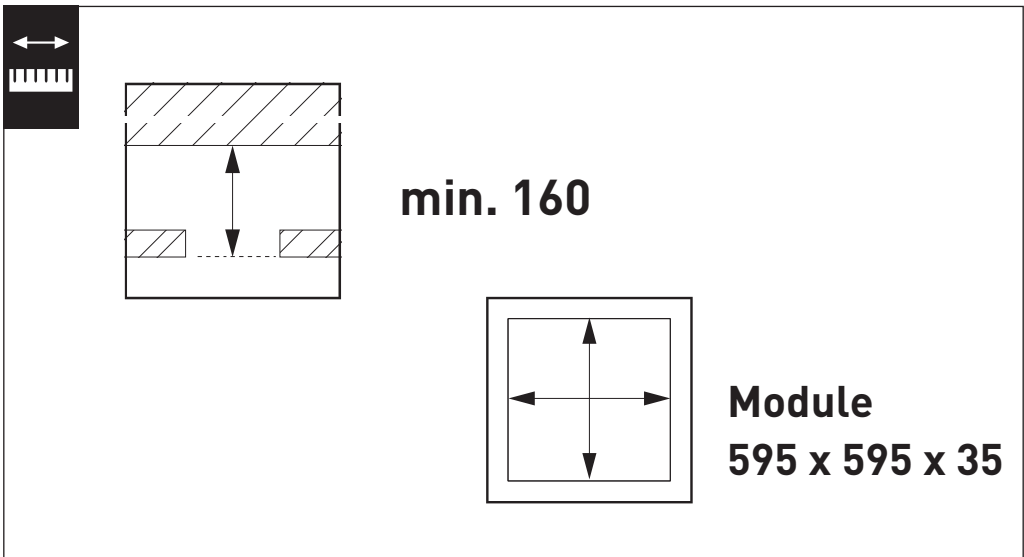
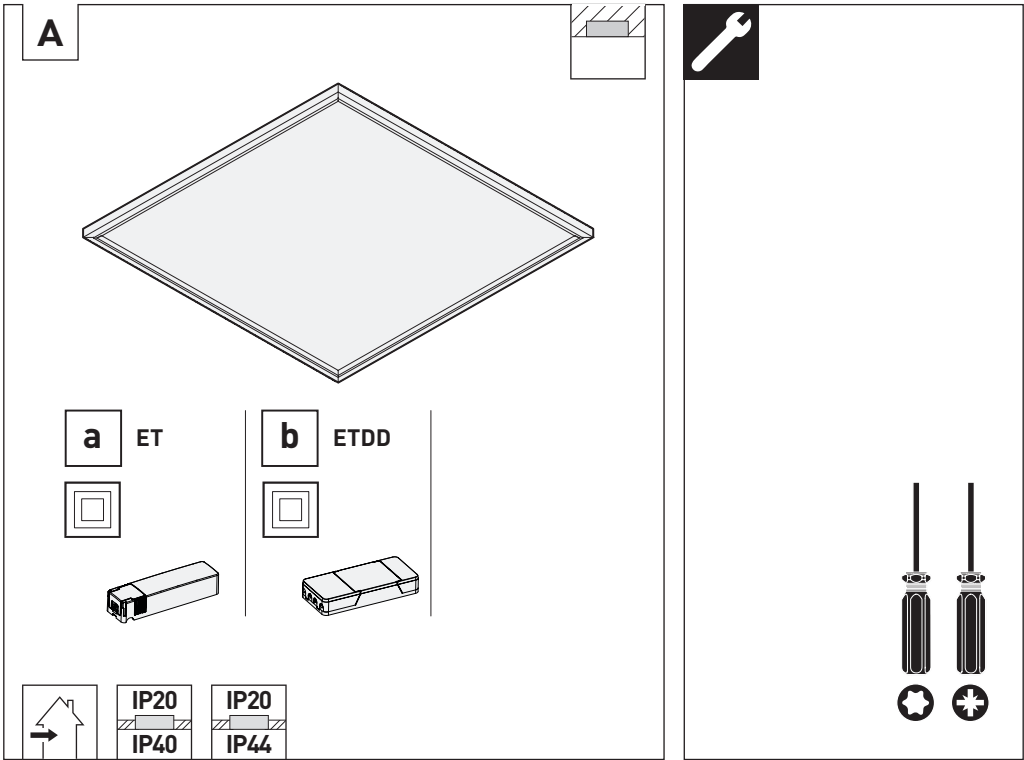
TouchDim serves to control individual luminaires. The maximum number of permissible luminaires for one TouchDim control is 10. The overall cable length (push-button to last luminaire) must not exceed 25 m. When using several luminaires with a DALI control or a TouchDim control, TRILUX recommends using a DALI repeater. Otherwise, asynchronisations are possible due to disturbances in the building.

TouchDim function description * ETDD**

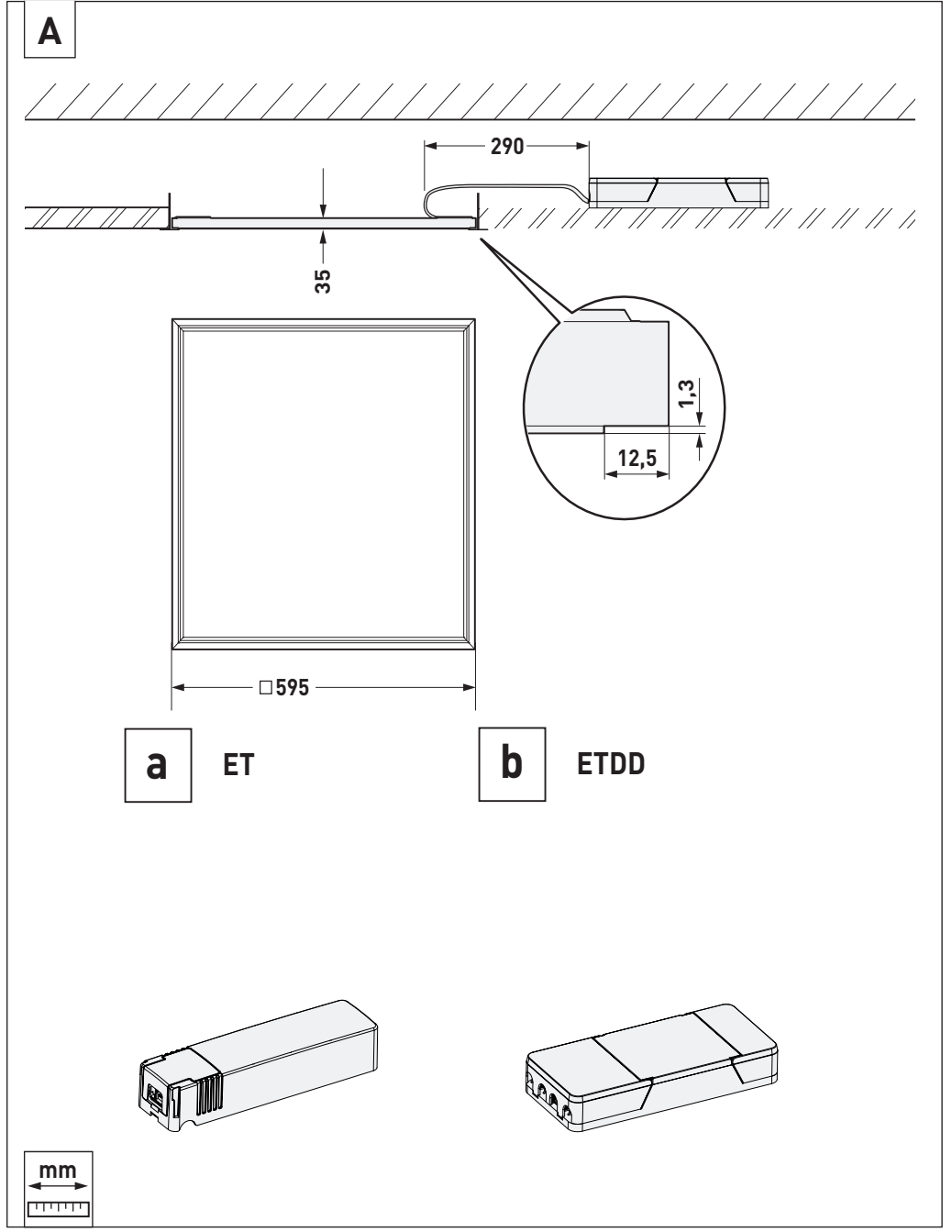
- Function: Switching on/off: short button press (< 0.5 s)
- Dimming: medium-length button press (> 0.5 s) for dimming up/down
- Saving a reference value: double-click (two presses within 0.4 s) while the light is on.
- Release push-button and press again to start dimming. The light is dimmed down.
- Deleting a reference value: double-click while the light is off.



CIANA SPACE LED




CIANA SPACE LED



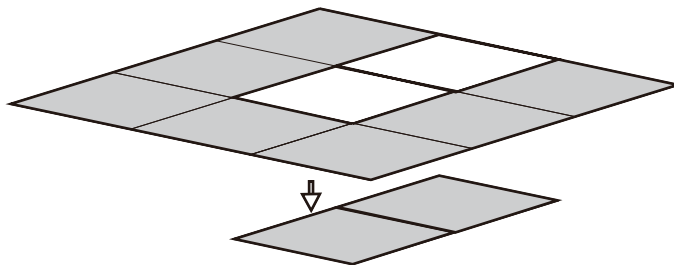


1

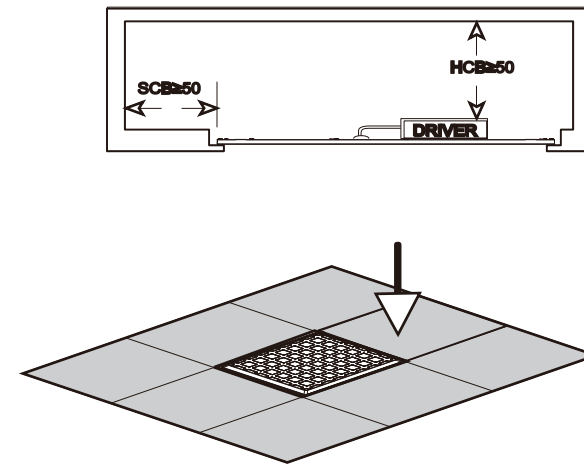
a ET



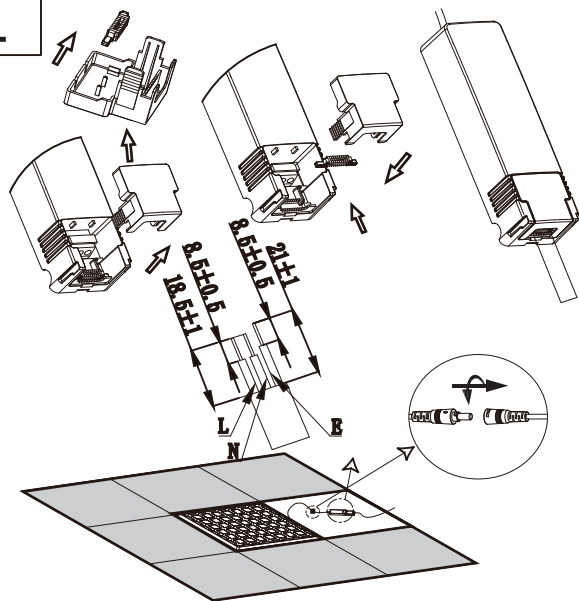
2



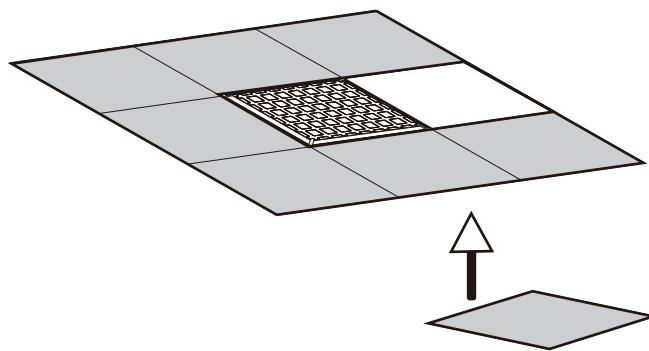
3




4



5




6



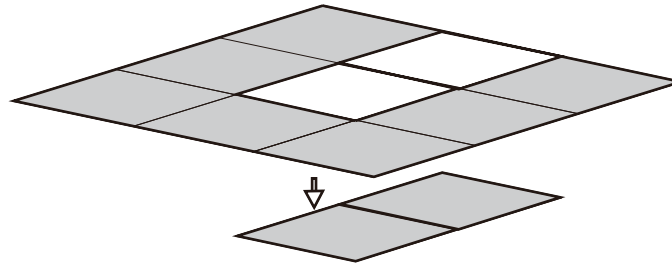


1

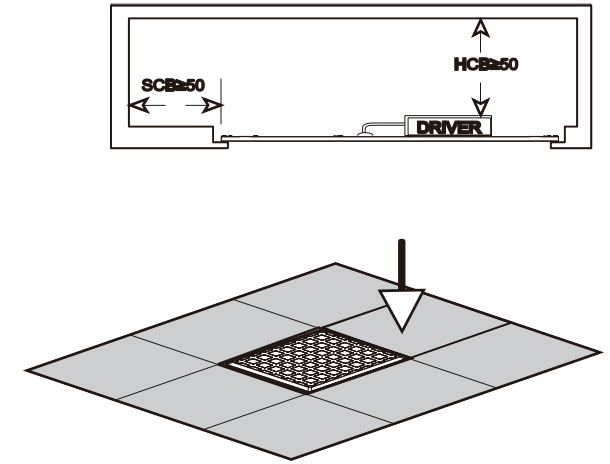
b ETDD



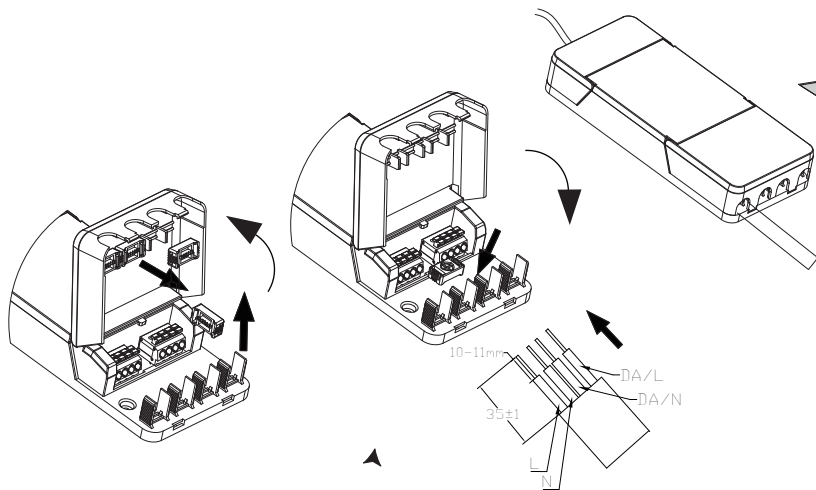
2



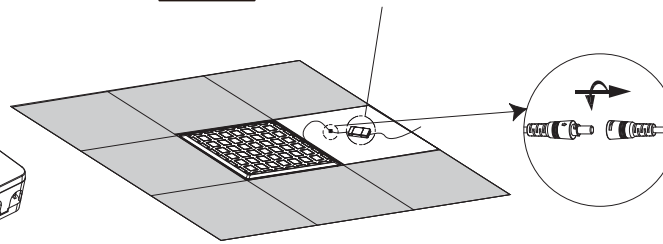
3




4



5



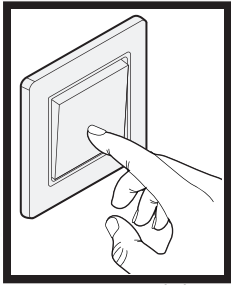
6






CIANA SPACE LED

A



A



TRILUX Middle East FZCO

Office 810, Building 5EA
Dubai Airport Freezone (DAFZA)
Dubai, United Arab Emirates
+971 4 609 1991
middleeast@trilux.com
www.trilux.com