



Skeo Z

Launching Presentation EN

PRODUCT MANAGEMENT OUTDOOR | JANA EGGER

A glowing circular graphic with a rainbow-like border, containing the text "LEADING THE CHANGE".

LEADING
THE CHANGE





SKEO Z – cylindrical, practical, attractive

The challenge

The main issue in outdoor areas around buildings is standard-compliant illumination for safe orientation. Decorative lighting effects and luminaire design though are also becoming more important as design elements.



The solution

TRILUX completes the successful luminaire range with the cylindrical Skeo Z – the range also includes the rectangular Skeo R and the square Skeo Q. The luminaire can be optimally adapted to the specific lighting task by selecting the beam angle, luminous flux and light colour – and upgrades the surroundings with its high quality of light and elegant design. This makes it the ideal solution for achieving high quality lighting for outdoor areas around buildings, while at the same time attractively showcasing these areas.

SKEO Z – cylindrical, practical, attractive




ADVANTAGES AND BENEFITS

- **A flexible range, now even wider**
Even more flexibility: with Skeo Z, the family now also includes a cylindrical version following the square version (Skeo Q) and rectangular version (Skeo R).
- **The beauty of simplicity**
Skeo Z scores points especially with its timeless, classic design, high quality of light and robust, high-quality workmanship.
- **Across building frontiers**
Thanks to its high quality design, Skeo Z is also suitable for illuminating certain indoor areas, e.g. stairways and stairwells. This enables lighting concepts in a uniform design style across building boundaries.
- **Application areas**
facades, entrance areas (indoor and outdoor), arcades, corridors, reception areas



SKEO Z – cylindrical, practical, attractive



SKEO Z RE5R

SKEO Z RE5R-RE5R

SKEO Z RE5R-RB17R

SKEO Z RB17R-RB17R

SKEO Z RB17R



PORTFOLIO

TOC	TK	Type	Light beam	Luminous Flux	Light colour	weight	Connected load
7390840	10195632	Skeo Z RE5R/500-830 ET	narrow beam	500 lm	3.000 K	1,7 kg	11,00 W
7390940	10195633	Skeo Z RE5R/500-840 ET	narrow beam	500 lm	4.000 K	1,7 kg	11,00 W
7391040	10195634	Skeo Z RB20R/1000-830 ET	wide beam	1.000 lm	3.000 K	1,7 kg	11,00 W
7391140	10195635	Skeo Z RB20R/1000-840 ET	wide beam	1.000 lm	4.000 K	1,7 kg	11,00 W
7391240	10195636	Skeo Z RE5R-RE5R/1000-830 ET	narrow beam - narrow beam	1.000 lm	3.000 K	2,0 kg	22,00 W
7391340	10195637	Skeo Z RE5R-RE5R/1000-840 ET	narrow beam - narrow beam	1.000 lm	4.000 K	2,0 kg	22,00 W
7391440	10195638	Skeo Z RB20R-RB20R/2000-830 ET	wide beam - wide beam	2.000 lm	3.000 K	2,0 kg	22,00 W
7391540	10195639	Skeo Z RB20R-RB20R/2000-840 ET	wide beam - wide beam	2.000 lm	4.000 K	2,0 kg	22,00 W
7391640	10195640	Skeo Z RE5R-RB20R/1500-830 ET	narrow beam - wide beam	1.500 lm	3.000 K	2,0 kg	22,00 W
7391740	10195641	Skeo Z RE5R-RB20R/1500-840 ET	narrow beam - wide beam	1.500 lm	4.000 K	2,0 kg	22,00 W

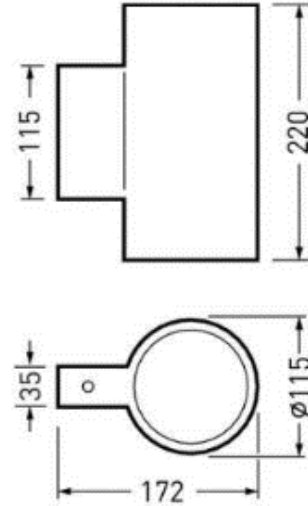


Flexible installation: choose the direction



TECHNICAL FEATURES

- Measurements: 220 x 172 x 115 mm
- IP65
- IK08
- CRI > 80
- Protection class I
- 50.000 h
- Circuit type: ET
- Luminous flux narrow beam: 500 lm
- Luminous flux wide beam : 1.000 lm



THE SKEO FAMILY – square, rectangular & round

SKEO Q




- 2 sizes
- Frosted or transparent glass
- Narrow or wide beam

SKEO R



- 2 sizes
- Frosted or transparent glass
- Breitstrahlend
- Wide beam

SKEO Z



- 1 size
- Transparent glass
- Narrow or wide beam

COMPETITION

TRILUX SKEO Z



- ✓ Biggest variety of light beams
- ✓ All characteristics in one housing
- ✓ Price advantage above BEGA for direct/indirect versions
- ✓ High impact rate
- ET
- Only one size

BEGA Up-Down-Light



- ✓ Biggest variety of luminous flux
- ✓ Many different sizes
- ✓ ETDD
- Double size in direct/indirect versions → price disadvantage
- Only one light beam

SIMES SLOT







- ✓ Biggest variety of sizes
- ✓ Many different luminous flux sizes
- ✓ Light quality CRI > 90
- ✓ Variety of light beams as SOF
- High wattage
- Only one colour available

RZB CYL



- Smallest portfolio
- Low luminous flux
- Only direct/indirect versions
- Low impact rate

Features	TRILUX	BEGA	SIMES	RZB
Product Family	SKEO Z		SLOT	CYL
Image				
Measurements	220 x 115 x 172 mm	1) 155 x 105/275 x 40 2) 110 x 230/500 x 40 3) 150 x 280/550 x 40 <i>double sized as up and down light</i>	1) 250 x 90 x 145 mm 2) 315/450 x 140 x 210 mm 3) 450 x 200 x 275 mm 4) 550 x 250 x 325 mm (HIT) <i>greater size as up and down light</i>	304 x 100 x 154 mm
Luminous Flux	500 - 1.500 lm	164 - 3300 lm	327 - 2664 lm	190 - 760 lm
Light beam	narrow beam wide beam narrow beam - narrow beam wide beam - wide beam narrow beam - wide beam	narrow beam narrow beam - narrow beam	1) narrow beam narrow beam - narrow beam 2) - 4) middle wide beam middle wide beam - middle wide beam <i>different light beams for the same price as SOF</i>	wide beam - wide beam narrow beam - wide beam
Light Colour	830 840	830 840	930 940	830 840
Electrical connection	ET	1) ET 2) ETDD 3) ETDD	ET	ET
Connected load	11 - 22 W	2,5 - 40 W	6 - 54 W	7,5 - 19 W
Housing colour	anthracite DB703 price neutral: white, black, aluminum grey, bronze	graphite white silver	aluminum grey	aluminum grey black
Impact rate	IK08	1) IK05 2) IK09-IK10 3) IK10	IK08	IK03
Gross price	direct light beam: 460,00 € direct & indirect light beam: 595,00 €	direct light beam: 290,00 - 613,00 € direct & indirect light beam: 395,00 - 845,00 €		direct & indirect light beam: 315,00 - 440,00 €



Skeo Z

Good luck!

PRODUCT MANAGEMENT OUTDOOR | JANA EGGER

**LEADING
THE CHANGE**